


RF Directional Coupler

YB4F-617PT-1001-D081

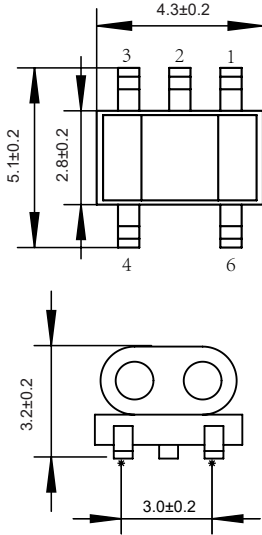
2020-04-07 Rev. 0



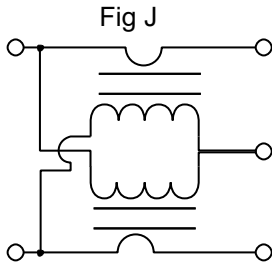
75Ω 10dB Directional Coupler

5-1250MHz

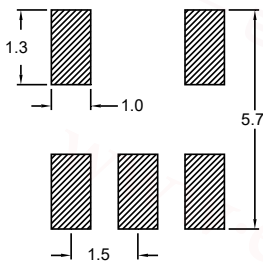
Outline Drawing(mm)



Electrical structure



Recommended layout(mm)



Pin Connections

Input	1
Coupling	3
Output	6
Ground	2
Isolation	4

Features

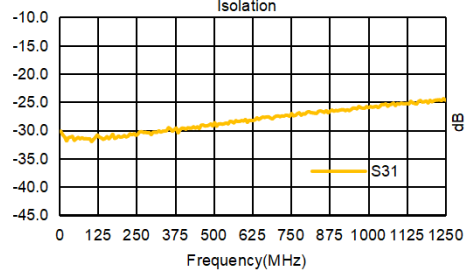
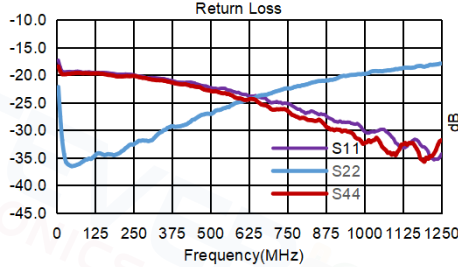
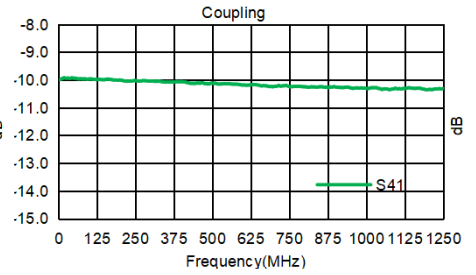
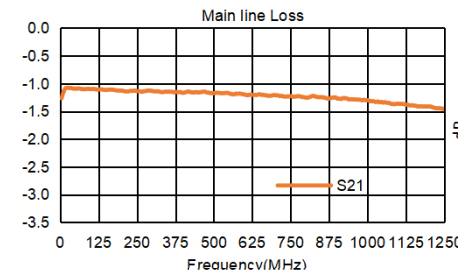
- Operating temperature range: -40°C to +85°C
- Storage temperature range: -55°C to +100°C

Applications

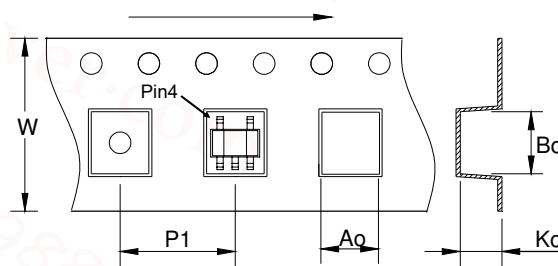
- For catv
- For broadband and wireless communications

Electrical Specifications: TA=25°C, 0dBm, Z0=75Ω

Parameter	Test Conditions	Units	Min	Typ	Max
Coupling(pin1-3)	5-1250MHz	dB	9.0	10.0	11.0
Main line Loss(pin1-6)	5-1250MHz	dB	—	1.2	2.0
Input Return Loss(pin 1)	5-1250MHz	dB	16.0	20.0	—
Coupling Return Loss(pin3)	5-1250MHz	dB	16.0	20.0	—
Output Return Loss(pin6)	5-1250MHz	dB	16.0	20.0	—
Isolation(pin1-4)	5-1250MHz	dB	16.0	25.0	—



Carrier Tape Orientation



Tape & Reel Information

Parameter	Units	Value
Qty per reel	PCS	2000
Reel Size	mm	330
Tape Width	mm	12.00
Pitch	mm	8.00
Ao	mm	4.50
Bo	mm	5.70
Ko	mm	3.60