

Features::

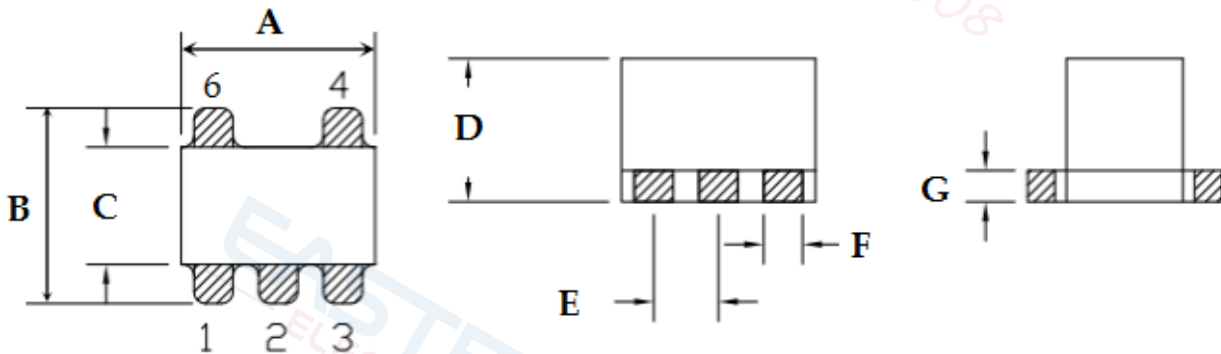
- ◆ 1: 1 Impedance
- ◆ 50Ω Impedance
- ◆ Frequency: 3to 3000 MHz
- ◆ RF power: 0.25W
- ◆ DC current: 30mA
- ◆ Operating temperature range: -40°C to +85°C
- ◆ Storage temperature range: -55°C to +100°C



Applications:

- ◆ For broadband and wireless communications
- ◆ For VHF/UHF receivers/transmitters and push-pull amplifiers

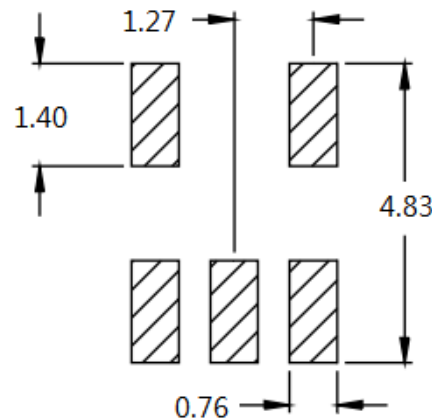
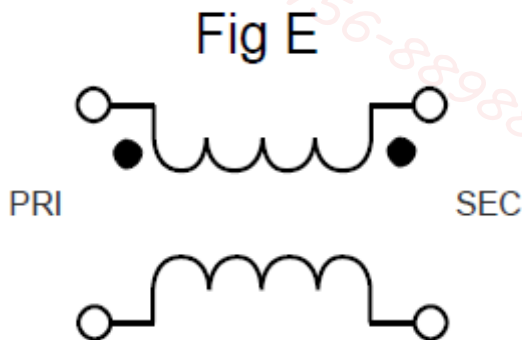
Dimension Diagram (Unit:mm) :



A=3.80±0.20 B=3.80±0.20 C=2.30±0.20 D=2.80±0.20 E=1.27±0.10 F=0.76±0.10 G=0.60±0.10

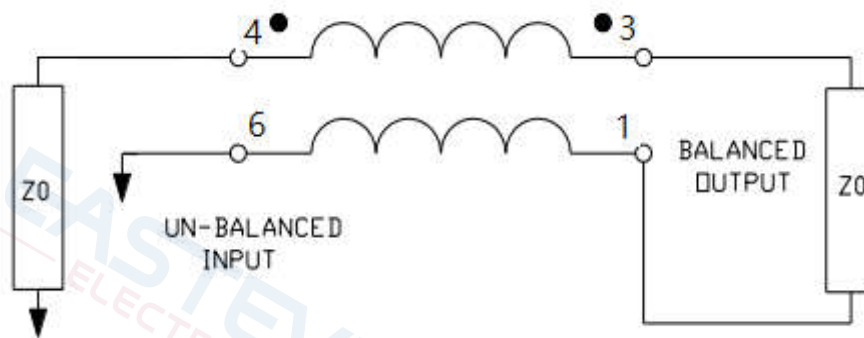
Electrical structure:

Recommended layout (Unit:mm) :



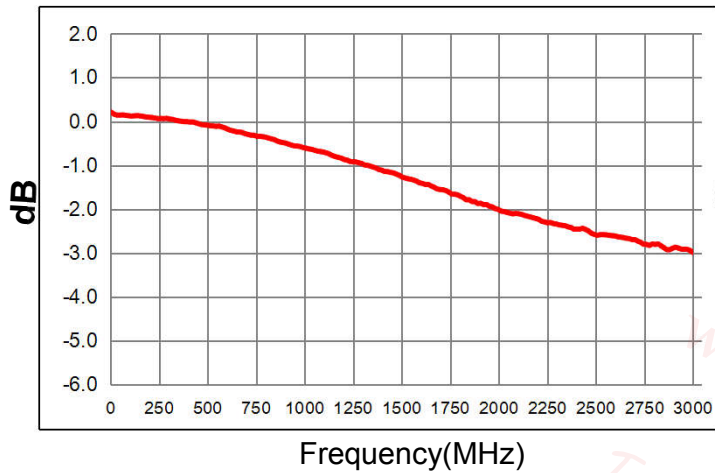
Pin configuration:

Pin no.	Function
1	Secondary (Output 2)
3	Secondary dot (Output 1)
4	Primary dot (Input)
6	Primary (Ground)

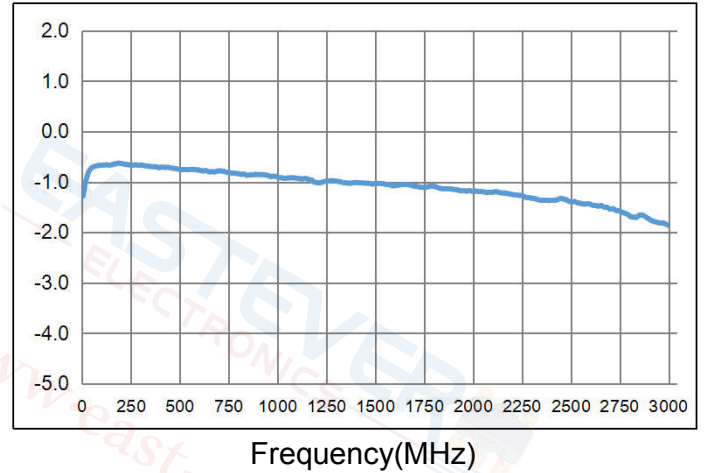
Application circuit :**Electrical Specifications: TA=25°C, 0dBm, Z0=50Ω:**

Parameter	Test Conditions	Units	Min	Typ	Max
Main line Loss(out1)	3-3000MHz	dB	—	3.0	3.5
Main line Loss(out2)	3-3000MHz	dB	—	2.0	3.0
Amplitude Balance	3-3000MHz	dB	—	1.5	3.0
Phase Balance	3-3000MHz	°	—	8.0	25.0
Input Return Loss	3-2000MHz	dB	10.0	12.0	—
	2000-3000MHz	dB	8.0	10.0	—

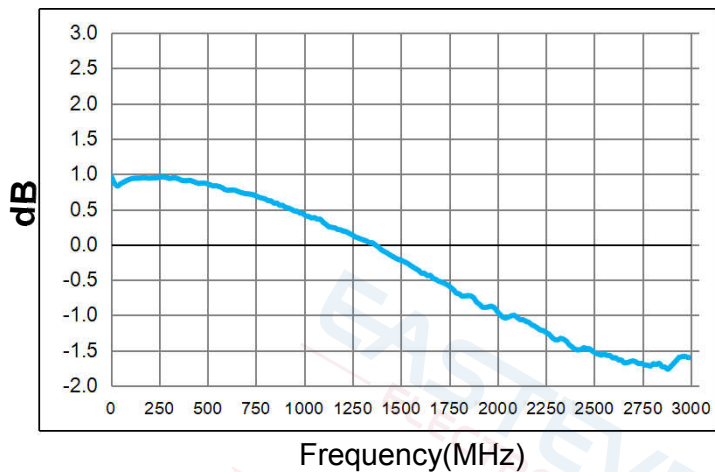
Main line Loss(out1)



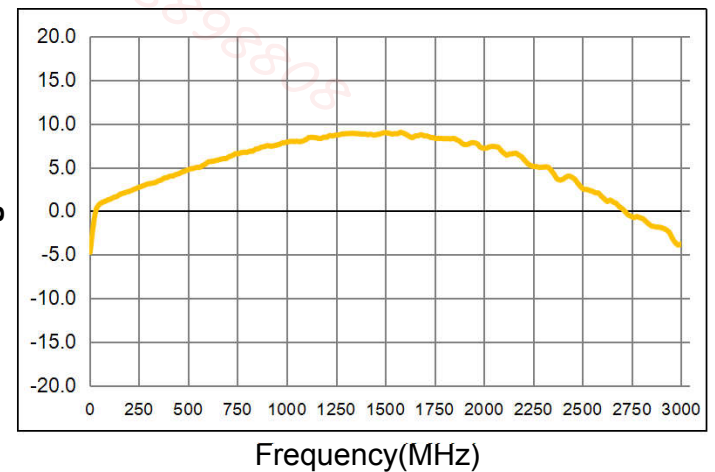
Main line Loss(out2)



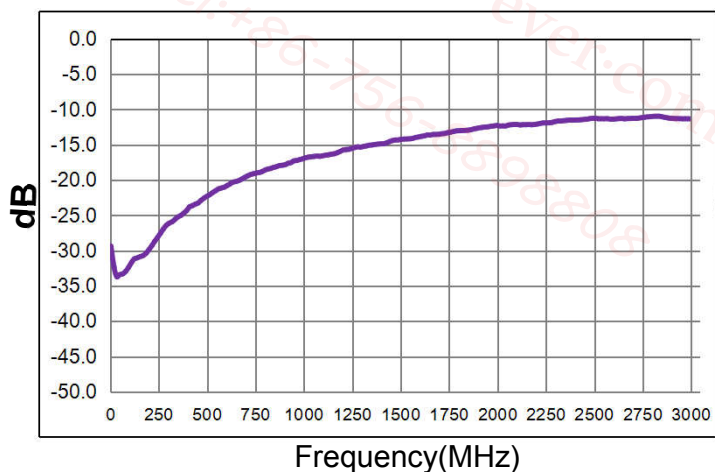
Amplitude Balance



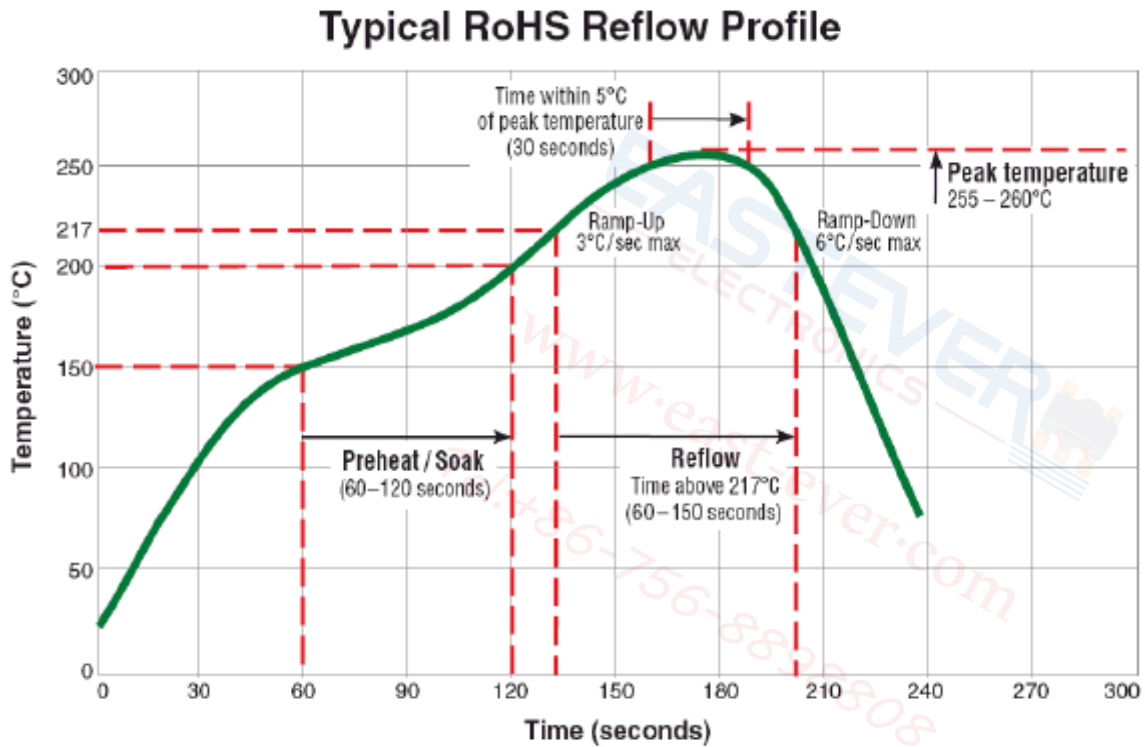
Phase Balance



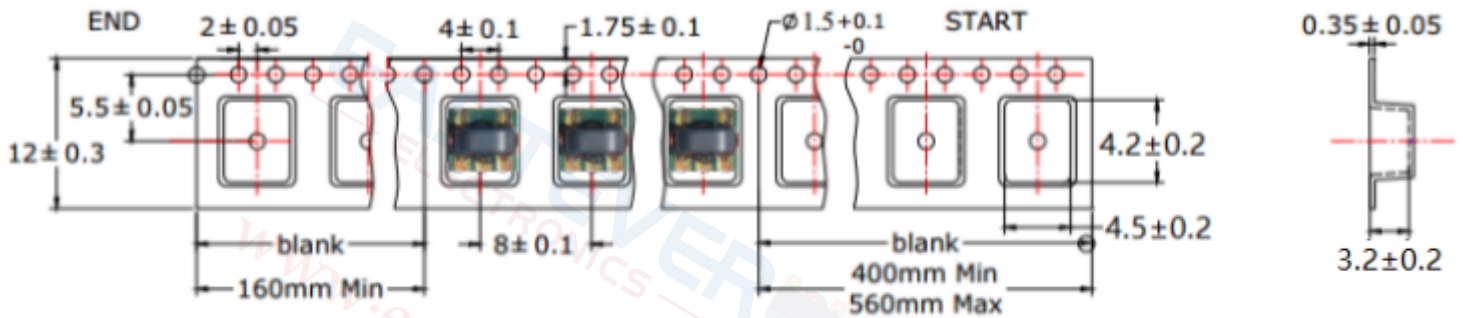
Input Return Loss



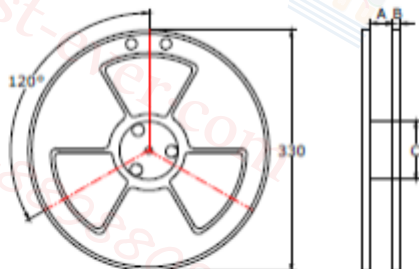
Recommended Soldering Temperature Graph:



Packaging Dimension For Caeer Tape(UNIT:mm):



QUANTITY
2000PCS/Reel
4Reels/Middle Carton
4 Middle Cartons/Big Carton
32000PCS/ Big Carton



SPEC	8	12	16	24
DIM A±0.1	8.5	12.5	16.5	24.5
DIM B±0.1	2.3	2.3	2.3	2.3
DIM C±0.1	100	100	100	100

