




Features:

- ◆RoHS Compliant
- ◆High Performance,Low Cost
- ◆Miniature Scale ,Maximum Q
- ◆Suitable for High frequency applications
- ◆Easy Bonding and low sensitivity against humidity

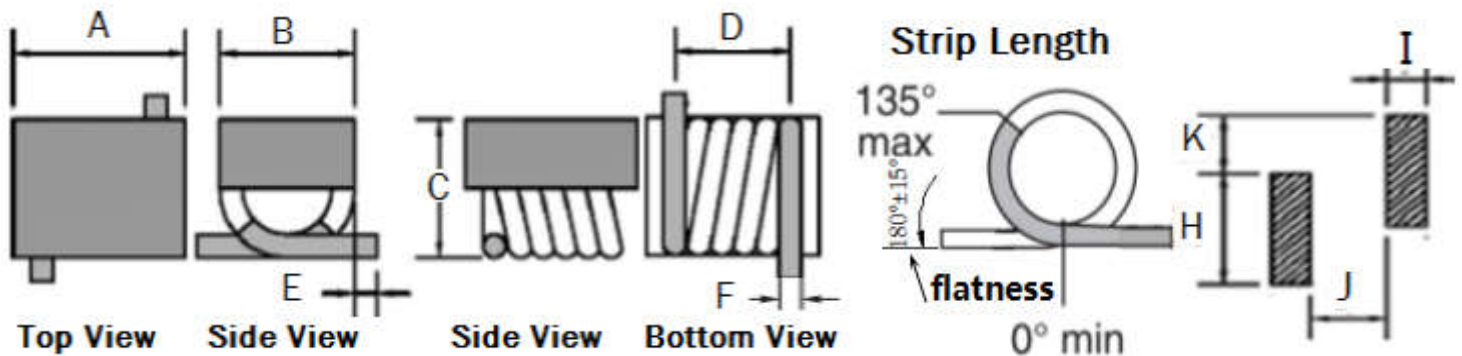


Applications:

- ◆Power amplifier,antenna module,voltage controlled oscillator,and the mobile phone, such as GSM,CDMA and PDC.
- ◆Digital TV tuner,wireless LAN and Bluetooth equipment etc.

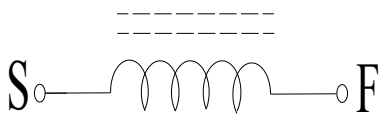
Dimension Diagram:

Recommended Land Pattern:



A=4.80±0.20 B=3.80±0.20 C=3.80±0.20 D=4.30±0.30 E=0.50±0.30
 F=0.30±0.02 H=5.00±0.10 I=1.20±0.10 J=3.10±0.10 K=2.50±0.10

Electrical Structure :



Electrical Requirements:

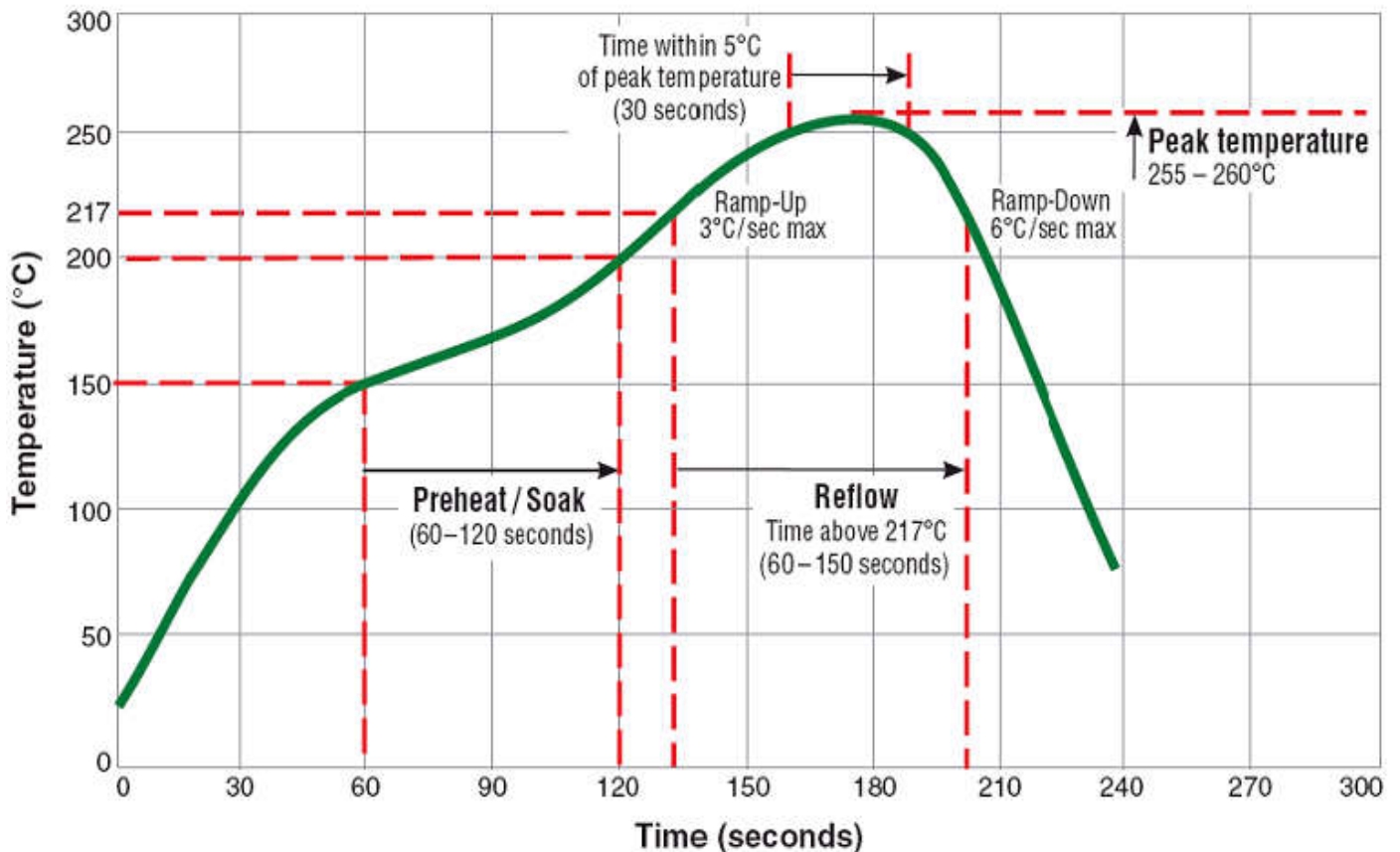
- Inductance : 312.0nH±10%@25.5MHz
- IDC : 1.00A Max
- DCR : 50.0mΩ Max
- SRF : 550MHz Min
- Q : 60.0 Min@25.5MHz
- Operating temperature range: -40°C to +125°C
- Storage temperature range: -40°C to +65°C

SAMPLE INSPECTION REPORT:

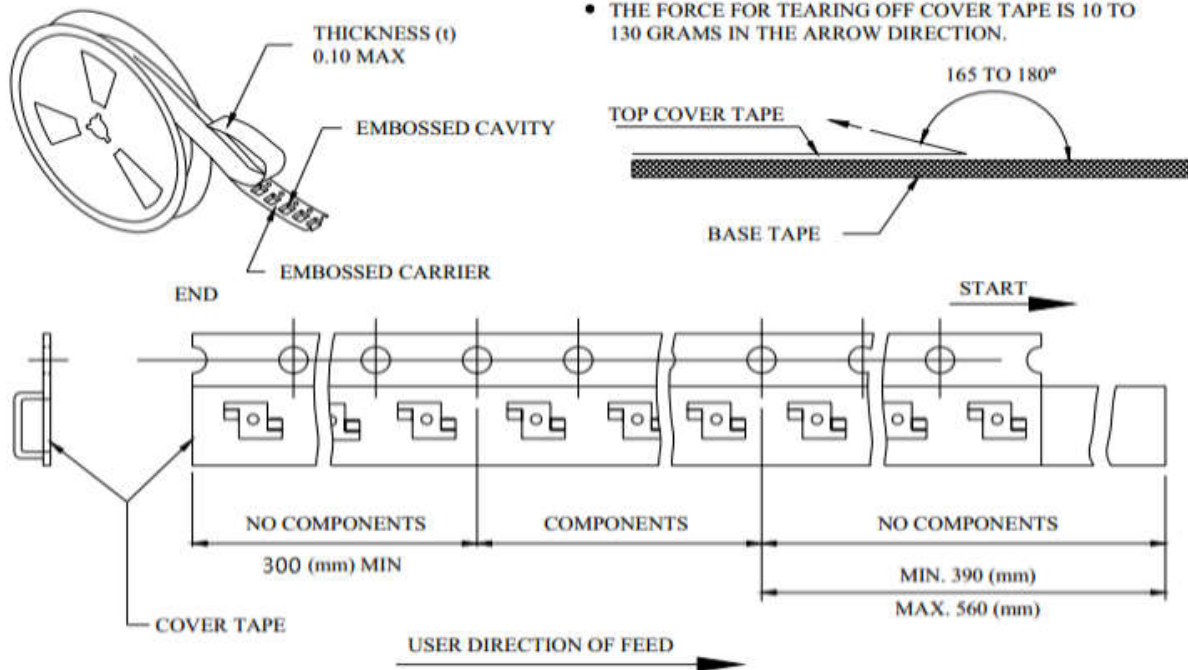
ITEM	L(25.5MHz)	Q(25.5MHz)	DCR	A	B	C	D	E	F
SPEC	312nH±10%	60.0	50.0mΩ	4.8±0.2	3.8±0.2	3.8±0.2	4.3±0.3	0.5±0.3	0.30±0.02
MIN	280.8	60.0		4.60	3.60	3.60	4.00	0.20	0.28
MAX	343.2		50.00	5.00	4.00	4.00	4.60	0.80	0.32
1	151.3	72.5	18.20	4.82	3.90	3.81	4.32	1.00	0.30
2	150.6	73.5	18.28	4.80	3.90	3.84	4.35	1.05	0.31
3	150.3	72.2	18.18	4.80	3.82	3.82	4.26	1.04	0.29
4	151.1	75.0	18.27	4.79	3.82	3.85	4.31	1.04	0.30
5	150.5	74.0	18.27	4.80	3.80	3.78	4.31	1.02	0.30
6	150.8	76.0	18.26	4.84	3.84	3.80	4.35	1.05	0.29
7	151.5	73.0	18.35	4.84	3.84	3.79	4.35	1.03	0.31
8	150.8	72.0	18.34	4.80	3.82	3.80	4.27	1.05	0.30
9	150.4	71.0	18.24	4.81	3.82	3.81	4.33	1.01	0.30
10	151.9	73.0	18.36	4.82	3.90	3.82	4.32	1.02	0.29
\bar{X}	150.920	73.022	18.275	4.812	3.846	3.807	4.317	1.031	0.299
R	1.600	5.000	0.180	0.050	0.100	0.060	0.090	0.040	0.020
JUD	OK	OK	OK	OK	OK	OK	OK	OK	OK

RECOMMENDED REFLOW PROFILE GRAPH:

Typical RoHS Reflow Profile



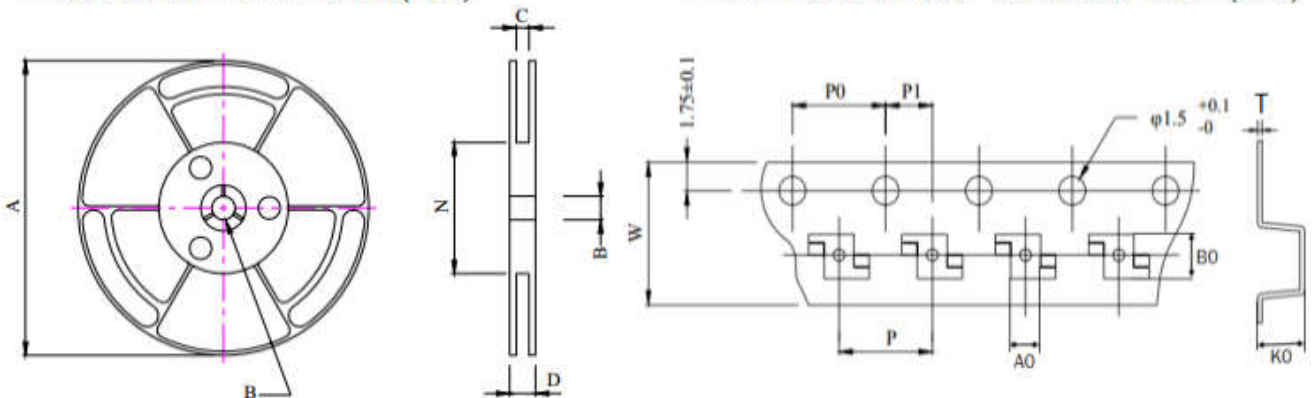
Packing Dimension For Caeier Tape:



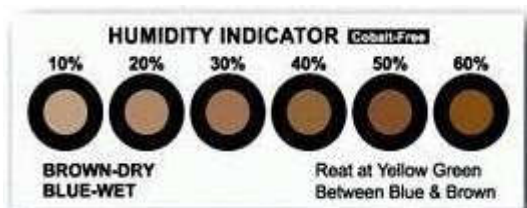
- THE FORCE FOR TEARING OFF COVER TAPE IS 10 TO 130 GRAMS IN THE ARROW DIRECTION.

■ CARRIER TAPE REELS (mm)

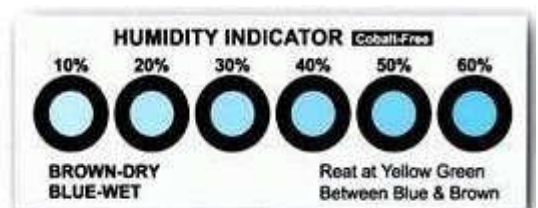
■ DIMENSIONS OF CARRIER TAPE (mm)



A	B	C	D	N	W	P	P0	P1	T	A0	B0	K0
340	13.0	16.5	25.5	100	16.0	12.0	4.0	6.0	0.5	4.2	5.5	4.2
Max	±0.5	±0.5	±0.5	Ref	±0.3	±0.1	±0.1	±0.1	±0.1	±0.2	±0.2	±0.2



受潮
变色



棕色

蓝色