


Directional Coupler

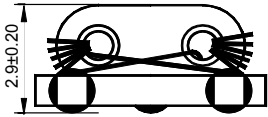
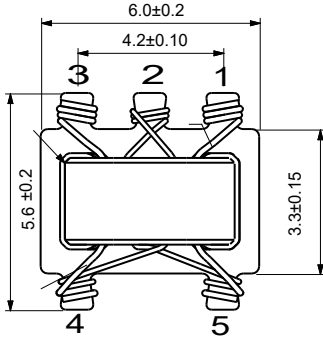
ECJ1001-A032122

2019-11-10 Rev. 0

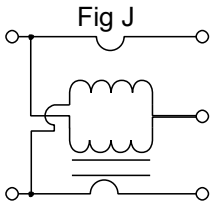


75Ω 10dB Coupler 40-2050 MHz

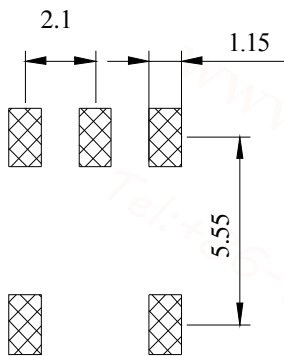
Outline Drawing(mm)



Electrical structure



Recommended layout(mm)



Pin Connections

Input	4
Output	3
Coupled	5
Ground	2
75Ω Term External	1

Features

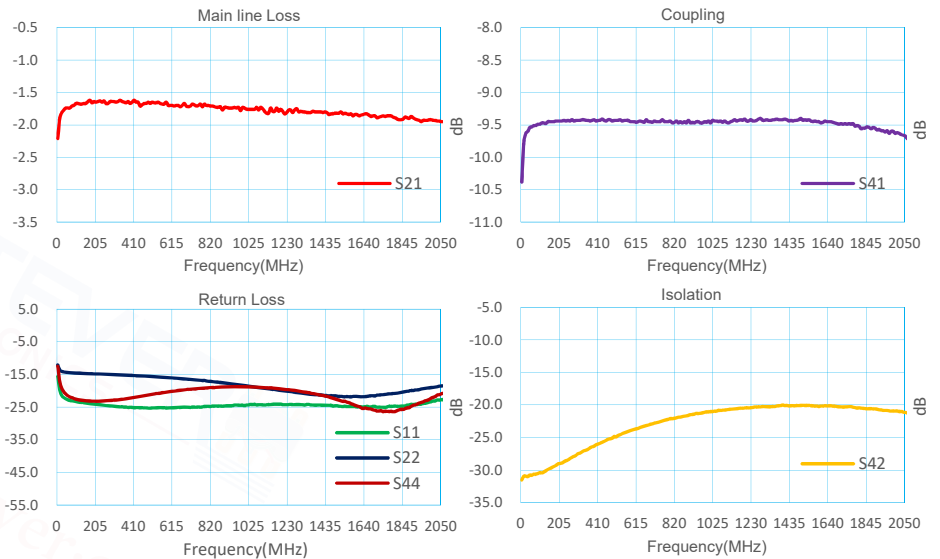
- DC current: 50mA
- Power Input(as a splitter): 1.0W Max
- 260°C Reflow Compatible
- RoHS Compliant and Pb Free
- Operating temperature range: -40°C to +85°C
- Storage temperature range: -55°C to +100°C

Applications

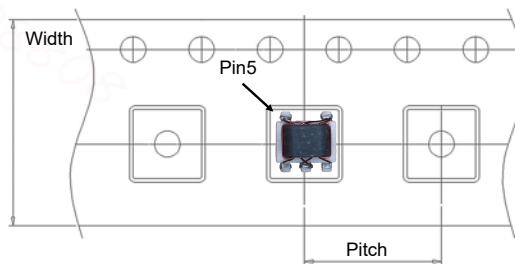
- For Dcsls 3.0 & 3.1 Cable Modem.
- For Wideband Push-pull Amplifiers.
- For CATV Amplifiers Module & Set top box.
- For CATV Optical Receivers and Amplifiers.
- For VHF/UHF Transmitters and Push-pull Amplifiers.

Electrical Specifications:TA=25°C, 0dBm, Z0=75Ω

Parameter	Test Conditions	Units	Min	Typ	Max
Main line Loss (Pin4-3)	40-2050MHz	dB	—	1.7	2.5
Coupling (Pin4-5)	40-2050MHz	dB	9.0	9.5	10.0
Return Loss(Pin4)	40-2050MHz	dB	10.0	25.0	—
Return Loss(Pin3)	40-2050MHz	dB	10.0	18.0	—
Return Loss(Pin5)	40-2050MHz	dB	12.0	25.0	—
Isolation(Pin5-3)	40-2050MHz	dB	15.0	22.0	—



Carrier Tape Orientation



Tape & Reel Information

Parameter	Units	Value
Qty per reel	PCS	1500
Reel Size	mm	330
Tape Width	mm	12.00
Pitch	mm	12.00
Ao	mm	6.40
Bo	mm	6.00
Ko	mm	3.20