


RF Directional Coupler

ECJ0801-C001239

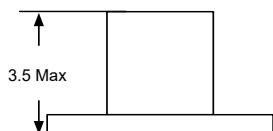
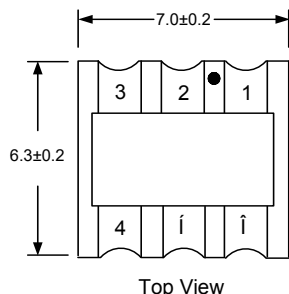
2023-05-15 Rev. 0



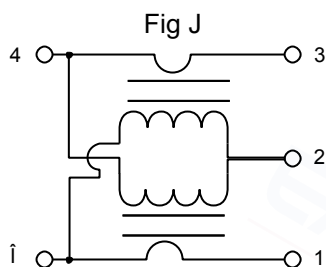
75Ω 8dB Directional Coupler

5-1800MHz

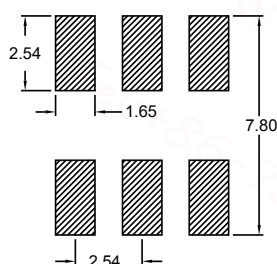
Outline Drawing(mm)



Electrical structure



Recommended layout(mm)



Pin Connections

Input	1
Coupling	3
Output	6
Ground	2
External 75 Ω	4
NC	5

Features

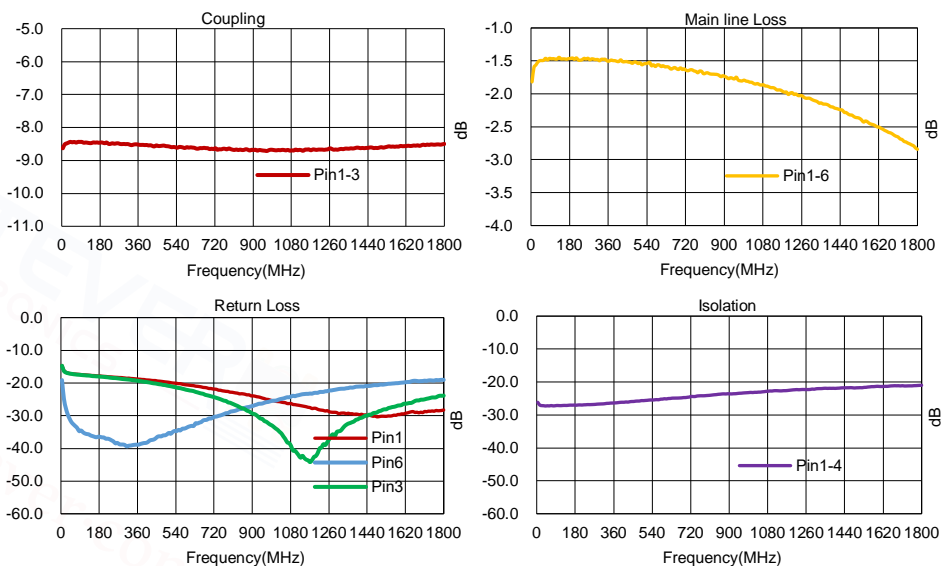
- Input Power:0.25W Max
- DC Current: 30mA Max
- 260°C Reflow Compatible
- RoHS compliant and lead free
- Operating temperature range:-40 °C to +85 °C
- Storage temperature range: -55 °C to +100 °C

Applications

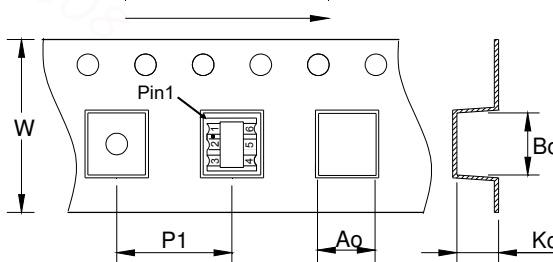
- For Docsis 3.0&4.0Cable Modem.
- For Wideband Push-pull Amplifiers.
- For CATV Amplifiers Module & Set top box.
- For CATV Optical Receivers and Amplifiers.
- For VHF/UHF Transmitters and Push-pull Amplifiers.

Electrical Specifications:TA=25°C, 0dBm, Z0=75Ω

Parameter	Test Conditions	Units	Min	Typ	Max
Coupling(Pin1-3)	5-1800MHz	dB	7.0	8.5	9.0
Main line Loss(Pin1-6)	5-1800MHz	dB	—	1.8	2.8
Input Return Loss(Pin1)	5-1800MHz	dB	16.0	22.0	—
Output Return Loss(Pin6)	5-1800MHz	dB	17.0	25.0	—
Coupling Return Loss(Pin3)	5-1800MHz	dB	16.0	22.0	—
Isolation(Pin1-4)	5-1800MHz	dB	20.0	25.0	—



Carrier Tape Orientation



Tape & Reel Information

Parameter	Units	Value
Qty per reel	PCS	1500
Reel Size	mm	330
Tape Width	mm	16.00
Pitch	mm	12.00
Ao	mm	7.20
Bo	mm	8.10
Ko	mm	3.80