

RF Balun Transformer

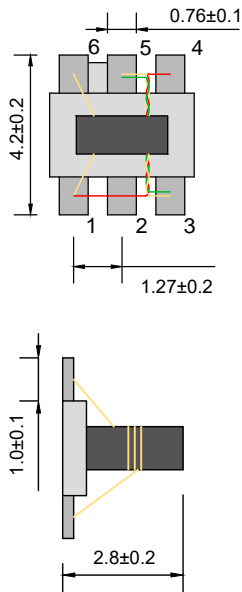
B012-617DB-2-43-B331

2020-12-04 Rev. 0

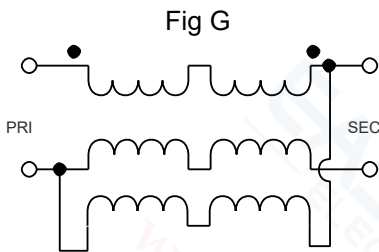


50Ω 1:2 Transmission Line Transformer 10-4000 MHz

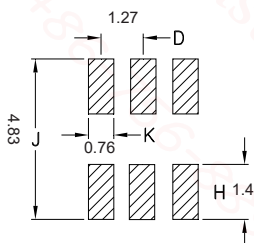
Outline Drawing(mm)



Electrical structure



Recommended layout(mm)



Pin Connections

Input	4
Output 1	3
Output 2	1
Ground	5,6
Not Used	2

Features

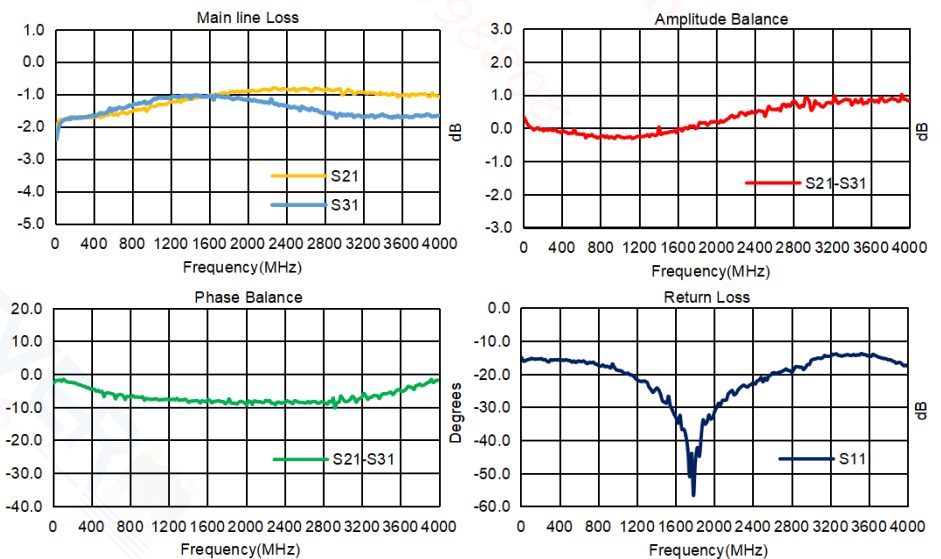
- Operating temperature range: -40°C to +85°C
- Storage temperature range: -55°C to +100°C

Applications

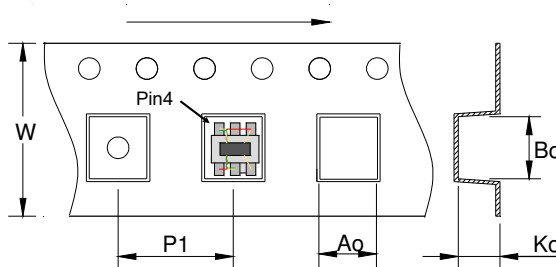
- Impedance matching
- Balanced amplifier
- Balun
- Cellular and VHF

Electrical Specifications: TA=25°C, 0dBm, Z0=50Ω

Parameter	Test Conditions	Units	Min	Typ	Max
Main line Loss (Pin4-3)	10-4000MHz	dB	—	1.2	2.5
Main line Loss (Pin4-1)	10-4000MHz	dB	—	1.5	2.5
Amplitude Balance	10-4000MHz	dB	0.0	1.0	2.0
Phase Balance	10-4000MHz	°	0.0	8.0	15.0
Input Return Loss(Pin4)	10-4000MHz	dB	12.0	16.0	—



Carrier Tape Orientation



Tape & Reel Information

Parameter	Units	Value
Qty per reel	PCS	2000
Reel Size	mm	330
Tape Width	mm	12.00
Pitch	mm	8.00
Ao	mm	4.50
Bo	mm	4.50
Ko	mm	3.20

EXT. RESISTOR 475Ω



Balun Transformer | Coupler | Divider | Inductor | Choke | Bead | Air Coil | LAN Transformer

Zhuhai Eastever Electronic Co.,Ltd | No.265 Chang Ping Road,GongBei ,ZhuHai,China | www.east-ever.com | james@yfbalun.com | Tel: 86-756-8898808