

Features:

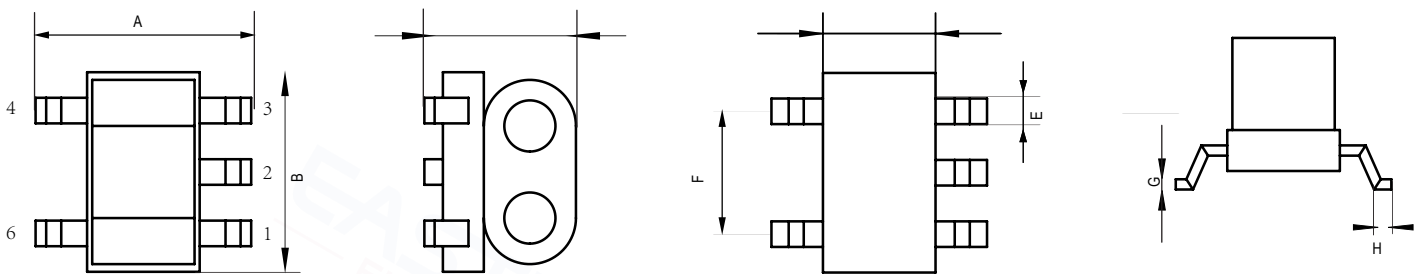
- ◆ 50Ω Impedance
- ◆ RF power: 0.50W
- ◆ DC current: 30mA
- ◆ Operating temperature range: -40°C to +85°C
- ◆ Storage temperature range: -55°C to +125°C



Applications:

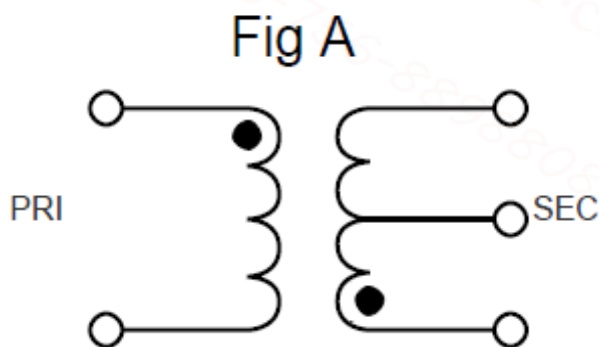
- ◆ For Docsis 3.0 & 3.1 Cable Modem.
- ◆ For Wideband Push-pull Amplifiers.
- ◆ For CATV Amplifiers Module & Set top box.
- ◆ For CATV Optical Receivers and Amplifiers.
- ◆ For VHF/UHF Transmitters and Push-pull Amplifiers.

Dimension Diagram (Unit:mm) :

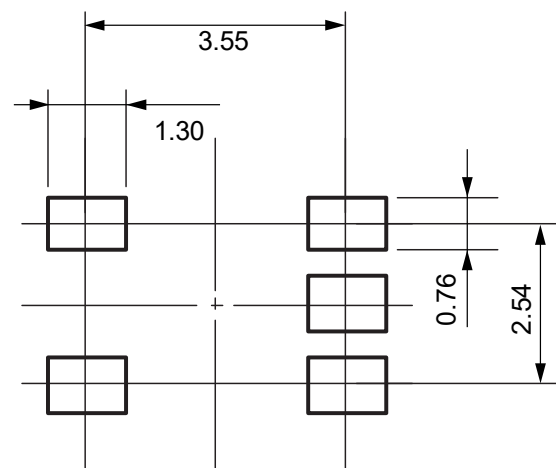


A=4.10±0.20 B=3.80±0.20 C=3.20±0.20 D=2.20±0.20 E=0.50±0.10 F=2.54±0.10 G=0.25±0.10 H=0.30±0.10

Electrical structure:



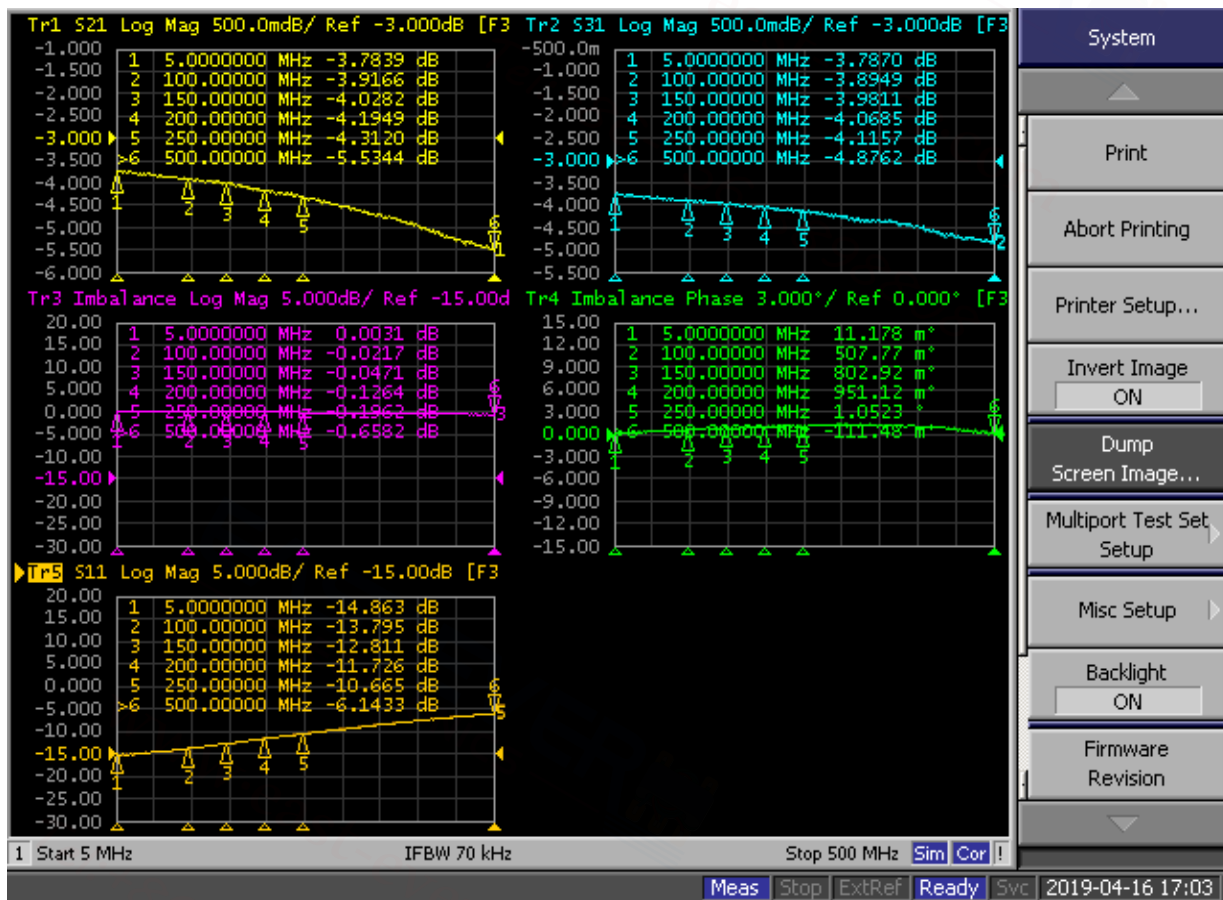
Recommended layout:



Pin configuration:

Pin No.	Function
1	Secondary (Output 2)
2	Centre tap (Ground)
3	Secondary dot (Output 1)
4	Primary dot (Input)
6	Primary (Ground)

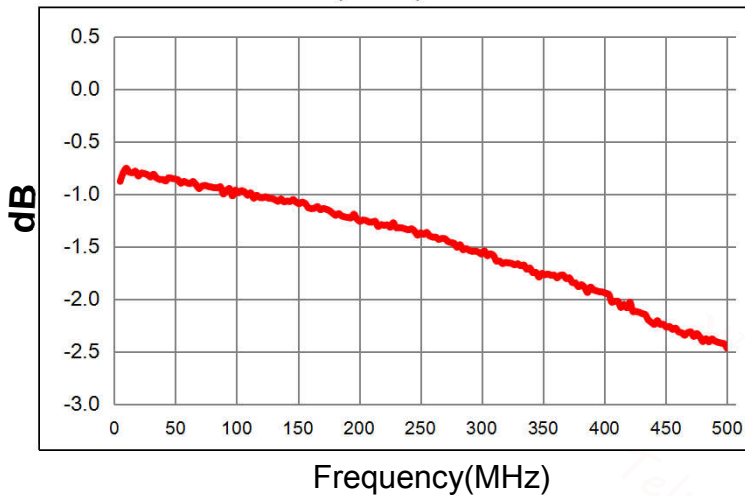
B004-458PT-0355-G081 Sample Test Data Sheet:



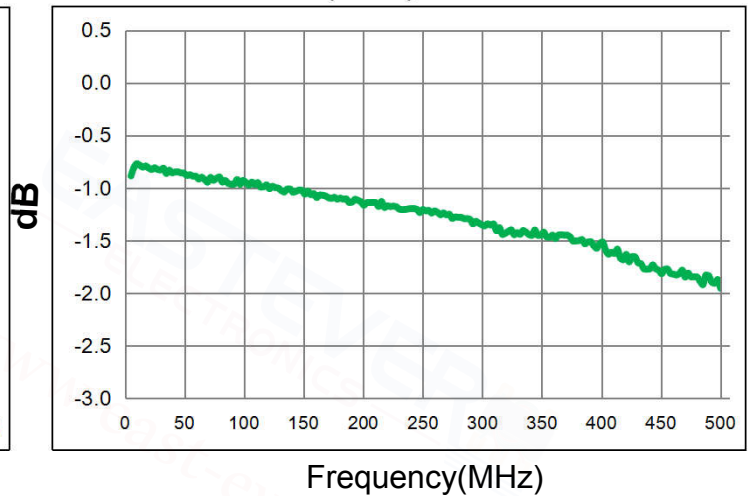
Electrical Specifications: TA=25°C , 0dBm,Z0=50Ω:

Parameter	Test Conditions	Units	Min	Typ	Max
Main line Loss(out1)	5-250MHz	dB	—	1.30	2.00
Main line Loss(out2)	5-250MHz	dB	—	1.20	2.00
Amplitude Balance	5-250MHz	dB	0.00	0.20	1.00
Phase Balance	5-250MHz	Degrees	0.00	1.50	10.00
Input Return Loss	5-250MHz	dB	8.00	15.00	—

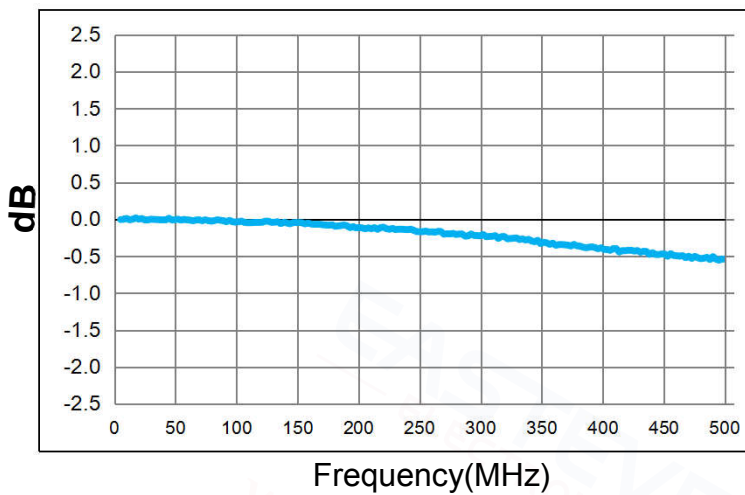
Main line Loss(out1)



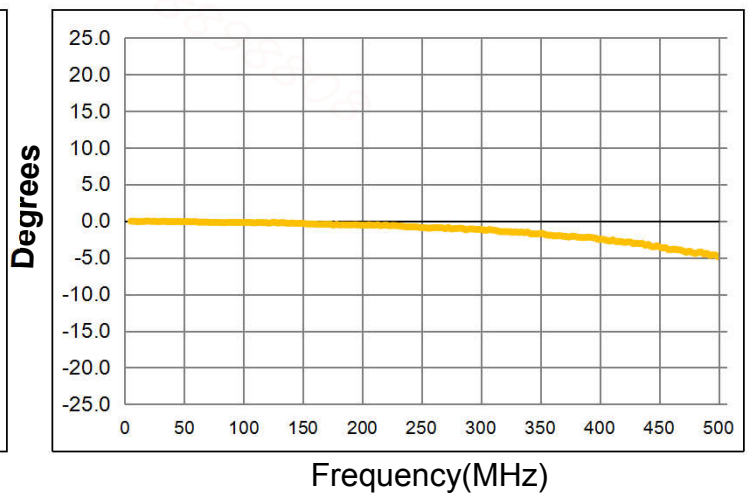
Main line Loss(out2)



Amplitude Balance



Phase Balance



Input Return Loss

